

BINOPTIC MIX electronic mixer

Ref. 379ECM

Mains supply







DESCRIPTION

BINOPTIC MIX electronic mixer - Ref. 379ECM

Recessed electronic basin mixer for panels:
 Independent IP65 electronic control unit.
 230/12V mains supply with transformer.
 Flow rate pre-set at 3 lpm at 3 bar, can be adjusted from 1.5 to 6 lpm.
 Scale-resistant flow straightener.
 Adjustable duty flush (pre-set flush ~60 seconds every 24hr after last use).
 Active, infrared presence detection, sensor at the end of the spout optimises detection.
 Filters and solenoid valves M3/8".
 Chrome-plated brass body.
 Chrome-plated spout on stainless steel wall plate 225 X 200mm.
 Anti-blocking safety.
 Spout with smooth interior and low volume of water (reduces niches where bacteria can develop).
 Side temperature control with standard lever and adjustable maximum temperature limiter.
 Suitable for people with reduced mobility.
 10-year warranty.

TECHNICAL CHARACTERISTICS

BINOPTIC MIX electronic mixer - Ref. 379ECM

Supply	230/12V mains supply
Connector	M3/8"
Technology	Electronic
Spout length	240mm
Flow rate	3 lpm
Norms	  
Warranty	

ADVANTAGES



Independent IP65 electronic control unit



90% water savings



Total hygiene: no manual contact



Anti-bacterial proliferation duty flush

