


TEMPOMATIC 3 electronic tap

Ref. 443006

Integrated battery








DESCRIPTION

TEMPOMATIC 3 electronic tap - Ref. 443006

Wall-mounted electronic basin tap:
 Battery-operated with integrated 223 6V Lithium batteries.
 Reduced-stagnation solenoid valve and electronic unit integrated into the body of the tap.
 Flow rate pre-set at 3 lpm at 3 bar, can be adjusted from 1.5 - 6 lpm.
 Scale-resistant flow straightener.
 Duty flush (~60 seconds every 24 hours after last use).
 Active, infrared presence detection, sensor at the end of the spout optimises detection.
 Chrome-plated solid brass body.
 Cap fixed in place by 2 concealed screws, with pictogram to identify the sensor easily.
 Wall-mounted, M1/2".
 Ø 50mm, L. 190mm.
 Anti-blocking security.
 Suitable for people with reduced mobility.
 10-year warranty.

TECHNICAL CHARACTERISTICS

TEMPOMATIC 3 electronic tap - Ref. 443006

Supply	6V battery
Connector	M1/2"
Technology	Electronic
Spout length	190mm
Flow rate	3 lpm
Norms	   
Warranty	

ADVANTAGES



Battery integrated into the body of the tap



90% water savings



Total hygiene: no manual contact



Anti-bacterial proliferation duty flush

